



Alaska Railroad Corporation
327 W. Ship Creek Ave.
Anchorage, AK 99501

June 25, 2020

Addendum 2
Invitation to Bid # 20-26-208267
Whittier Yard: Subgrade Drainage Improvements

Addendum number 2 is issued for additional Questions

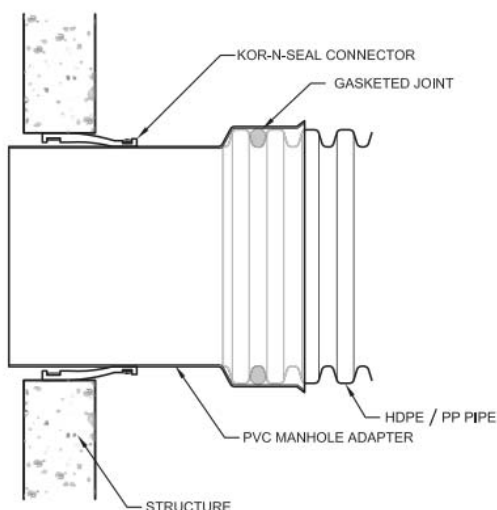
The Closing Date for this ITB has not changed.
Bids will be received until Tuesday June 30, 2020 @ 3:00 PM Alaska time.

Questions:

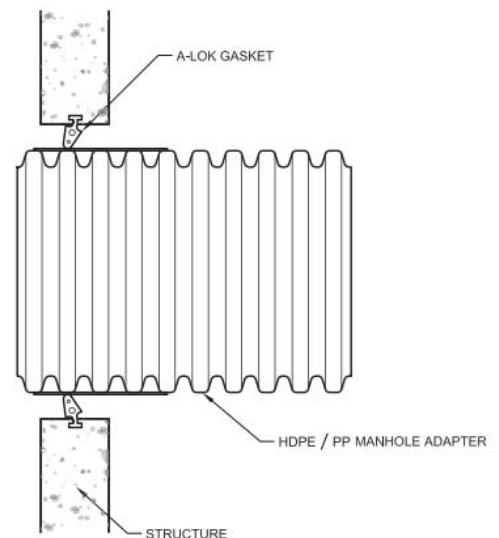
1. Is there a disposal site in Whittier that the contractor may utilize? For the disposal of clean aggregate materials, ARRC has a disposal site at the head of the bay. Alternatively, clean aggregate material may be stockpiled onsite between the Dock 4 and Slip Lead Runaround track if it can be utilized by ARRC MOW?
 - a. Contractor would be responsible for loading aggregate material into ARRC side dump cars as long as the Contractor is onsite. Contractors shall bid the work as if all material is to be disposed offsite (outside of ARRC ROW).
2. Is there an equipment staging area available for the contractor to use?
 - a. The Contractor may utilize the area between the Slip Lead and Lower 3 tracks to the railroad north of the paved crossing. The paved crossing must not be blocked at any time.
3. Does the ARRC intend to salvage the existing castings and lids?
 - a. Yes all removed castings and lids that are salvageable are to be placed between the Mountain track and the fence that runs parallel to Whittier Street. There is currently castings and lids stored within the aforementioned.
4. For the installation of the new 48" manhole, does ARRC intend to replace the existing line between the new manhole and the Bravo run?
 - a. No the Contractor is to place the new structure within excavation limits created to remove the existing structure. Contractor should anticipate providing enough pipe to tie the structure into the existing line. No pipe is to be placed under the existing track bed. As the area is not within the limits of the design vehicles path of travel, the pipe utilized to complete the aforementioned can be performed with materials that are locally available.

5. Pipe manufacturers have indicated that 12"Ø CMP cannot be produced with 10ga. material, 14ga. is maximum. Will ARRC please change the specification to reflect this?
- a. If the Contractor can provide the calculations to prove that the 14ga. material (12"Ø only) can withstand the load of the design vehicle (assume a factor of safety of 2.0) and with the cover shown outlined the plans, the 14ga. material can be utilized. If concrete is required to be placed around the pipe to achieve the desired results, concrete must have a minimum compressive strength of 4,000 psi and placed at a thickness no greater than 4.0" without steel reinforcing.
6. Will ARRC entertain the use of HDPE pipe?
- a. Yes if the use of Smooth Wall HDPE plastic pipe (HDPE) is elected, the Contractor will be asked to provide an adjustment in price from the aluminized steel pipe. See the updated bid schedule. Pre-cast structures receiving HDPE pipe must be fitted or retrofitted with a fabricated manhole adapter with a KOR-N-SEAL, or equivalent, gasket.

PVC Manhole Adapter with A-Lok or KOR-N-SEAL Gasket SEAL Gasket



Fabricated Manhole Adapter with A-Lok or KOR-N-SEAL Gasket



Wall thicknesses of substituted pipe are as follows: 12"Ø pipe – SDR 7 max., 18"Ø pipe – SDR 9 max., and 24"Ø pipe – SDR 13.5 max.. The minimum cell classification for the polyethylene plastic shall apply to each of the seven primary properties of the cell classification limits in accordance with ASTM D3350, minimum cell class 335434C. Pipe shall be produced from HDPE certified by the resin producer meeting the requirement of ASTM D3350. Pipe shall be joined using the butt fusion method as recommended by the pipe manufacturer, for both equipment and technique. The use of electrofusion couplers is acceptable if the Contractor elects to do so and there use does not affect the flow within the pipe. Fusion operations must be performed by an individual who has demonstrated the ability to fuse polyethylene pipe in the manner recommended by the pipe supplier. For the placement of HDPE, each

section is to be thoroughly inspected prior to being placed within the trench. Defective or damaged pipe shall not be used. HDPE shall be protected from exposure to direct sunlight prior to laying. Compaction of the bedded trench floor and the pipe haunches is paramount to the successful installation of the HDPE. Pipe shall not be laid within in trenches that have standing water within them or when the trench conditions or weather are unsuitable for such work. Pipe lengths shall be adjusted to accommodate for expansion and contraction in accordance with the following:

The coefficient of thermal expansion for PE pipe material is approximately 1×10^{-4} in/in/°F. As a “rule of thumb,” temperature change for *unrestrained* PE pipe is about “1/10/100,” that is, 1 inch for each 10°F temperature change for each 100 foot of pipe.

7. Will the contractor be responsible for diversion and watering activities?
 - a. Yes, the Contractor will be responsible for both activities, as necessary, to complete the work. The Contractor must perform all work in accordance with any Federal, Local, State, and Tribal regulations as they apply to the aforementioned activities.
8. What section of yard does the 48”Ø structure drain?
 - a. The 48”Ø structure is attached to the City of Whittier’s system on Whittier Street. The catch basing that feeds the system in question is on Whittier street, at the southwest corner of the fish plant.
9. Is there a location for the contractor to setup a job shack?
 - a. Yes, to the railroad north of the burgundy chalet structure adjacent to the water. The existing power hookup may be utilized (240v, 3 phase – Contractor to verify).
10. Is all material intended to be reused as there appears to be a large amount of fines (mud) currently covering the grade.
 - a. If the material can be classified as noted in the Contract Documents, yes; if it cannot, no. Material that cannot be classified for reuse shall be disposed of.
11. If the additive alternatives are not awarded there will be no grading within the yard and the storm system will not function.
 - a. Correct, the Contractor will be responsible for grading the new structures within the limits of the excavation. Grading required outside that boundary will be performed under the respective additive alternative to ensure that, at a minimum, the system drains as designed until the area can be improved at a later date.

If there are any questions regarding this addendum please let me know.

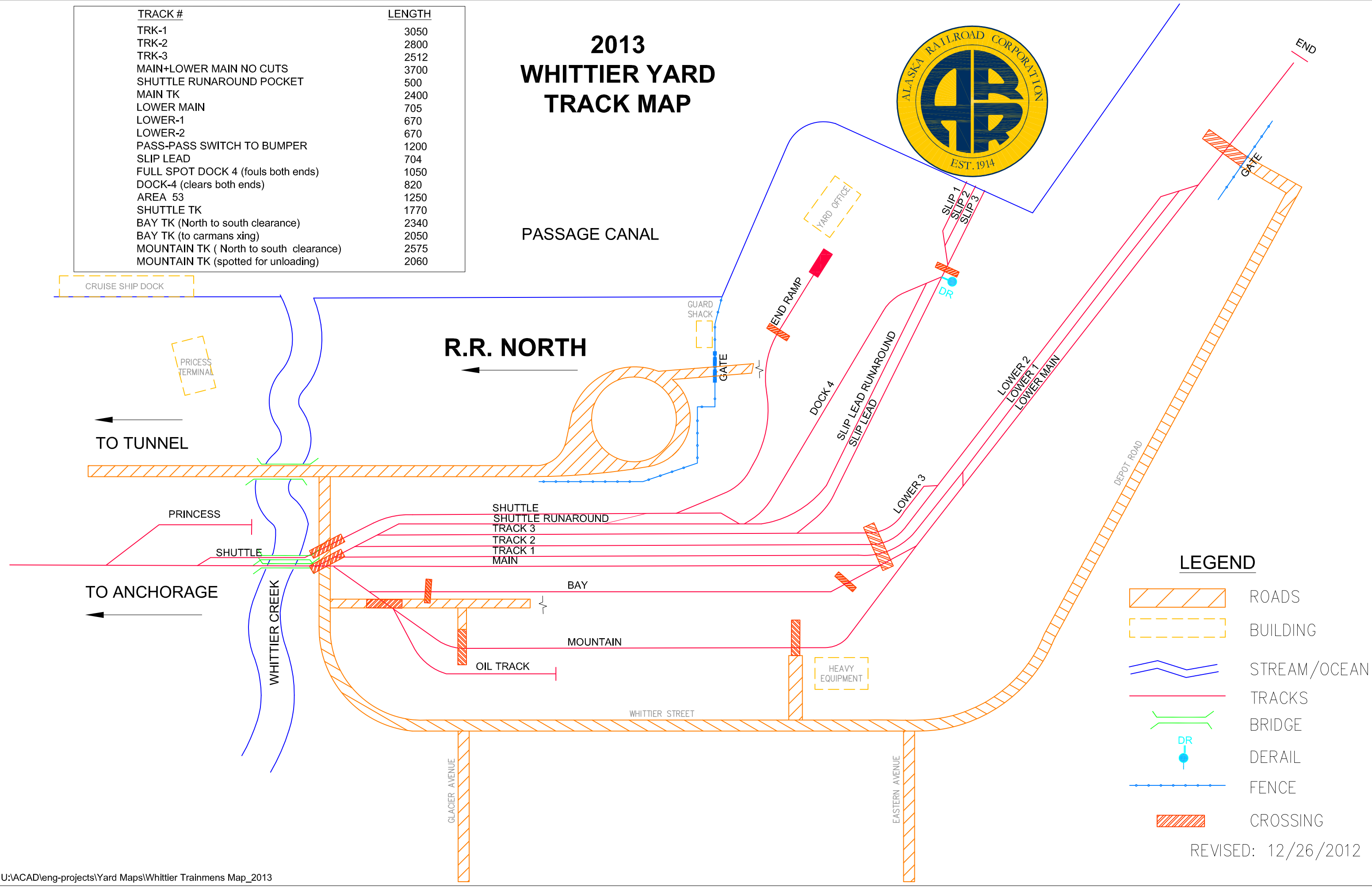
Thank you,

Greg C Goemer
Sr. Contract Administrator
Alaska Railroad Corporation

2013 WHITTIER YARD TRACK MAP



TRACK #	LENGTH
TRK-1	3050
TRK-2	2800
TRK-3	2512
MAIN+LOWER MAIN NO CUTS	3700
SHUTTLE RUNAROUND POCKET	500
MAIN TK	2400
LOWER MAIN	705
LOWER-1	670
LOWER-2	670
PASS-PASS SWITCH TO BUMPER	1200
SLIP LEAD	704
FULL SPOT DOCK 4 (fouls both ends)	1050
DOCK-4 (clears both ends)	820
AREA 53	1250
SHUTTLE TK	1770
BAY TK (North to south clearance)	2340
BAY TK (to carmans xing)	2050
MOUNTAIN TK (North to south clearance)	2575
MOUNTAIN TK (spotted for unloading)	2060



LEGEND

- ROADS
- BUILDING
- STREAM/OCEAN
- TRACKS
- BRIDGE
- DERAIL
- FENCE
- CROSSING

REVISED: 12/26/2012